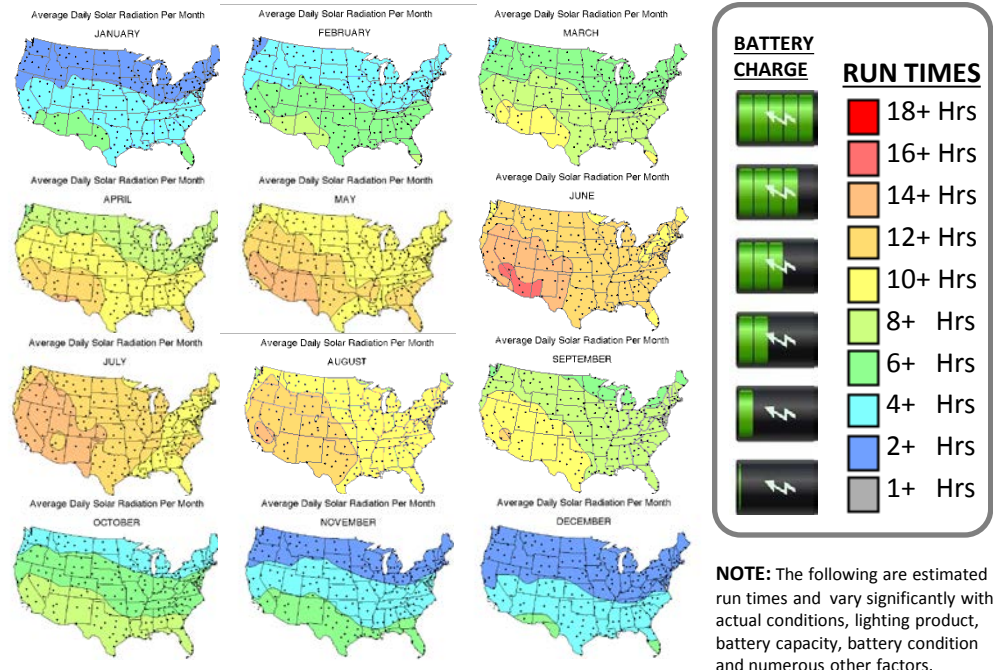


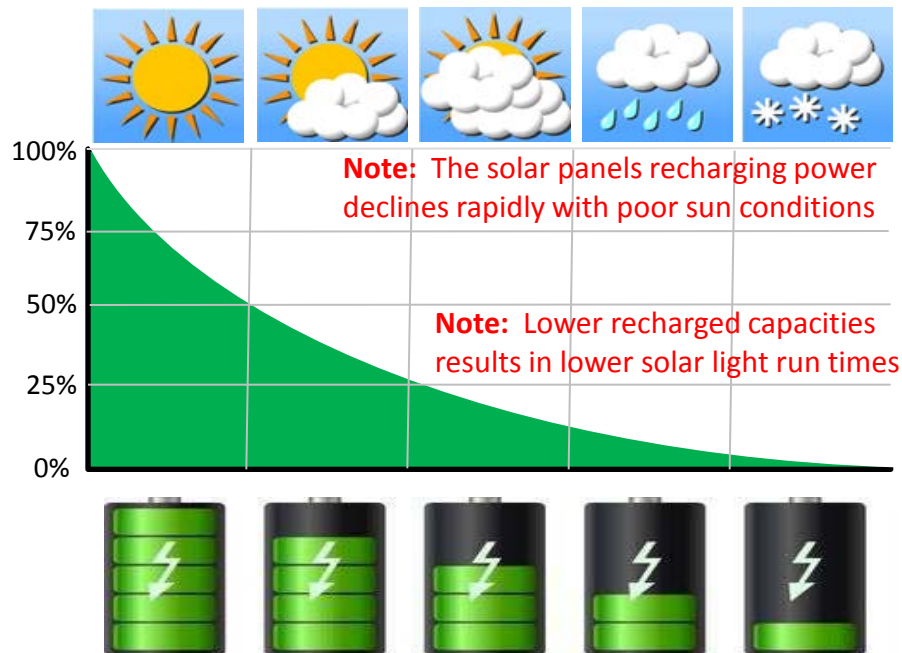
KEY SOLAR LIGHT FACTORS

- Solar light products should be placed in as much direct sunlight as possible for best performance.
- Shading can REDUCE the recharging performance by as much as 100%.
- Solar light run time is based on:
 - Angle of sunlight for recharging
 - Sun/Cloud conditions for recharging
 - Duration of sunlight for recharging

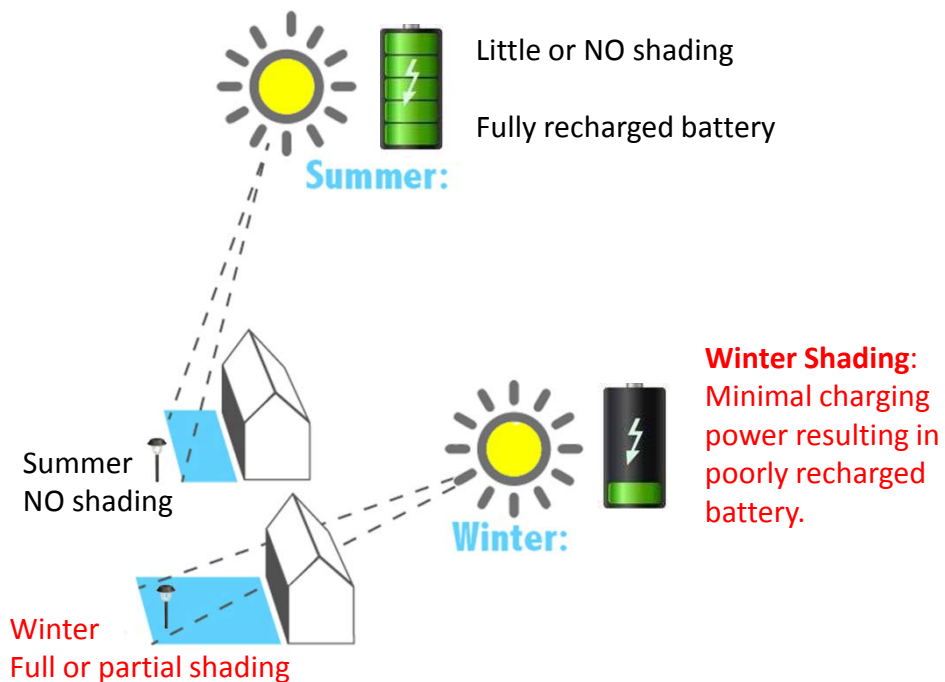
AVERAGE SEASONAL SUNLIGHT



SUN & CLOUD COVERAGE



WINTER SHADING EFFECT




SEASONAL SUN ANGLES & CHARGING POWER



SUMMER

Summer:

- High sun angles
- 100% charging power
- Long charging daylight hours
- Short night hours



High Noon Sun Angle

High Charging Power



Solar Light


Example of Winter Shading



FALL / SPRING

Spring/Fall

- Medium sun angles
- 50-75% charging power
- Moderate to low charging hours
- Moderate to long night hours



High Noon Sun Angle


Medium Charging Power



WINTER

Winter

- Low sun angles
- 0-50% charging power
- Short charging hours
- Long night hours



High Noon Sun Angle

Low Power & or Blocked Charging Power



Depending on location and shading winter run times may be 10X less than summer.

Solar Light Performance & Run Times Yearly Monthly (Averages)

Overcast, Cloudy, Snowy, Rainy Days

The following information illustrates the significant impact weather, time of year and geographic location have on solar lighting products. Actual performance and run times can vary SIGNIFICANTLY based on these factors. The following information should be used as a general reference for solar light performance.

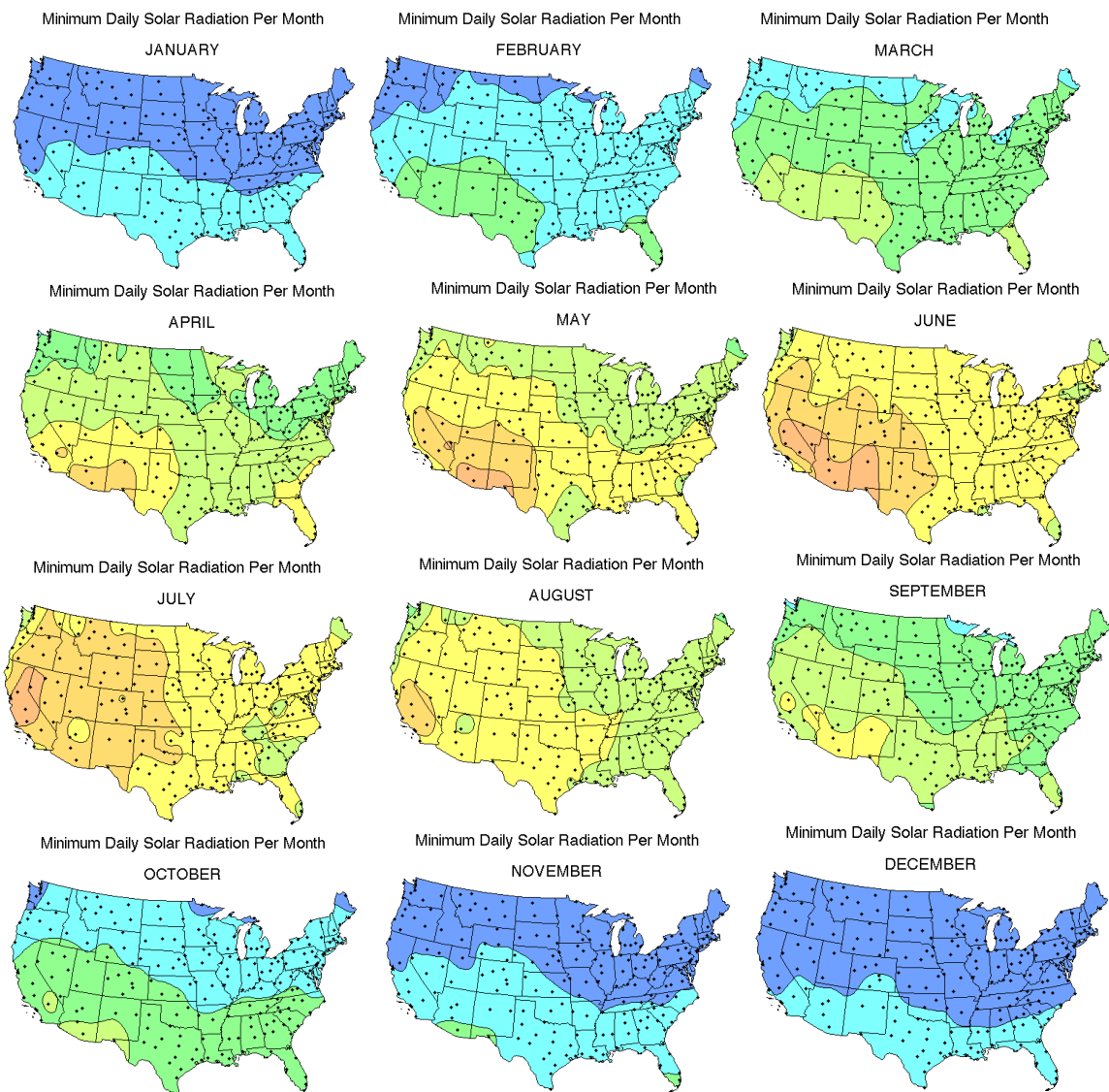
Battery capacity will reduce during the course of the battery life cycle. Replacing batteries when necessary will boost performance. Replacing batteries with a higher capacity battery will increase run times when fully charged, however, higher capacity batteries take longer to recharge.



12-Month LOW'S



Weather conditions have a significant impact on the performance & run times of solar lighting products



BATTERY CHARGE	RUN TIMES
	18+ Hrs
	16+ Hrs
	14+ Hrs
	12+ Hrs
	10+ Hrs
	8+ Hrs
	6+ Hrs
	4+ Hrs
	2+ Hrs
	1+ Hrs

NOTE:
The following are estimated run times and vary significantly with actual conditions, lighting product, battery capacity, battery condition and numerous other factors.



Lake Lite Inc.
105 W. Simon St.
Laotto, IN 46763

Phone: 260-918-2758
Fax: 260-918-3540
E-mail sales@lakelite.com

www.lakelite.com
www.solarmarinelites.com

Solar Light Performance & Run Times Yearly Monthly (Averages)

Average Sunshine or slight overcast

The following information illustrates the significant impact weather, time of year and geographic location have on solar lighting products. Actual performance and run times can vary SIGNIFICANTLY based on these factors. The following information should be used as a general reference for solar light performance.

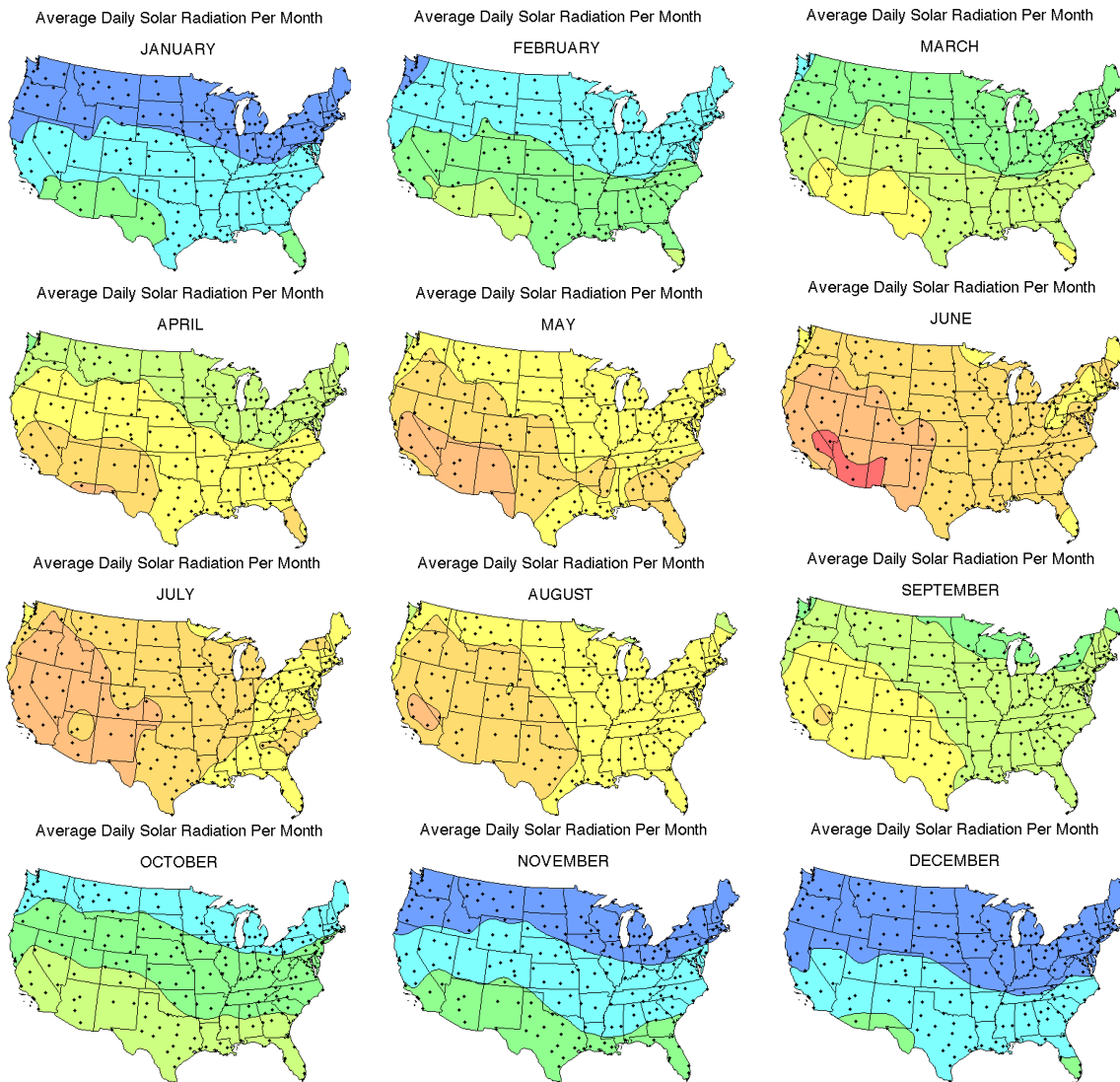
Battery capacity will reduce during the course of the battery life cycle. Replacing batteries when necessary will boost performance. Replacing batteries with a higher capacity battery will increase run times when fully charged, however, higher capacity batteries take longer to recharge.



12-Month Averages



Weather conditions have a significant impact on the performance & run times of solar lighting products



BATTERY CHARGE	RUN TIMES
	18+ Hrs
	16+ Hrs
	14+ Hrs
	12+ Hrs
	10+ Hrs
	8+ Hrs
	6+ Hrs
	4+ Hrs
	2+ Hrs
	1+ Hrs

NOTE:
The following are estimated run times and vary significantly with actual conditions, lighting product, battery capacity, battery condition and numerous other factors.



Lake Lite Inc.
105 W. Simon St.
Laotto, IN 46763

Phone: 260-918-2758
Fax: 260-918-3540
E-mail sales@lakelite.com

www.lakelite.com
www.solarmarinelites.com

Solar Light Performance & Run Times Yearly Monthly (Averages)

Very Bright & Long Sunny Days

The following information illustrates the significant impact weather, time of year and geographic location have on solar lighting products. Actual performance and run times can vary SIGNIFICANTLY based on these factors. The following information should be used as a general reference for solar light performance.

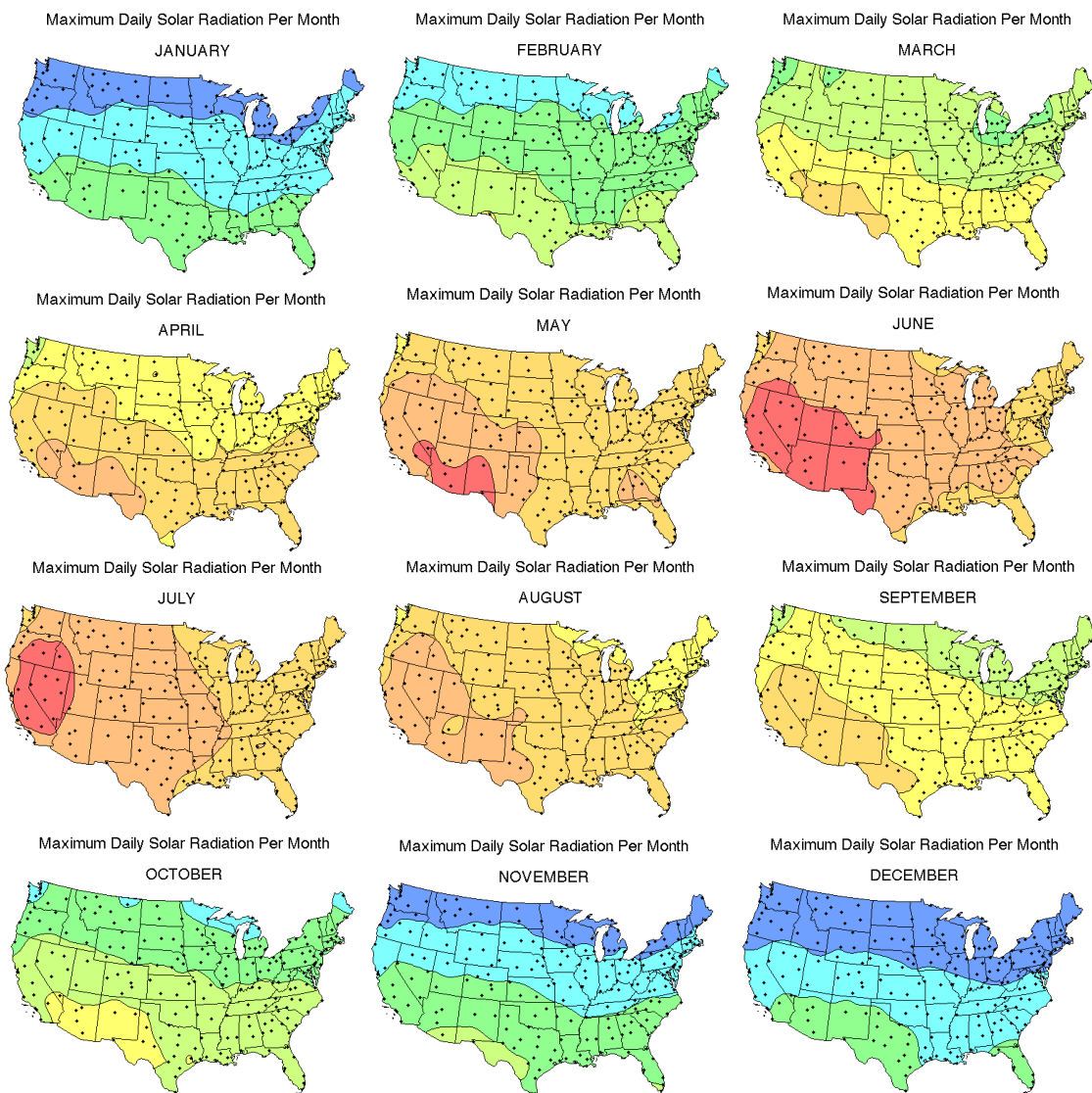
Battery capacity will reduce during the course of the battery life cycle. Replacing batteries when necessary will boost performance. Replacing batteries with a higher capacity battery will increase run times when fully charged, however, higher capacity batteries take longer to recharge.



12-Month HIGH'S



Weather conditions have a significant impact on the performance & run times of solar lighting products



BATTERY CHARGE	RUN TIMES
	18+ Hrs
	16+ Hrs
	14+ Hrs
	12+ Hrs
	10+ Hrs
	8+ Hrs
	6+ Hrs
	4+ Hrs
	2+ Hrs
	1+ Hrs

NOTE:
The following are estimated run times and vary significantly with actual conditions, lighting product, battery capacity, battery condition and numerous other factors.



Lake Lite Inc.
105 W. Simon St.
Laotto, IN 46763

Phone: 260-918-2758
Fax: 260-918-3540
E-mail sales@lakelite.com

www.lakelite.com
www.solarmarinelites.com